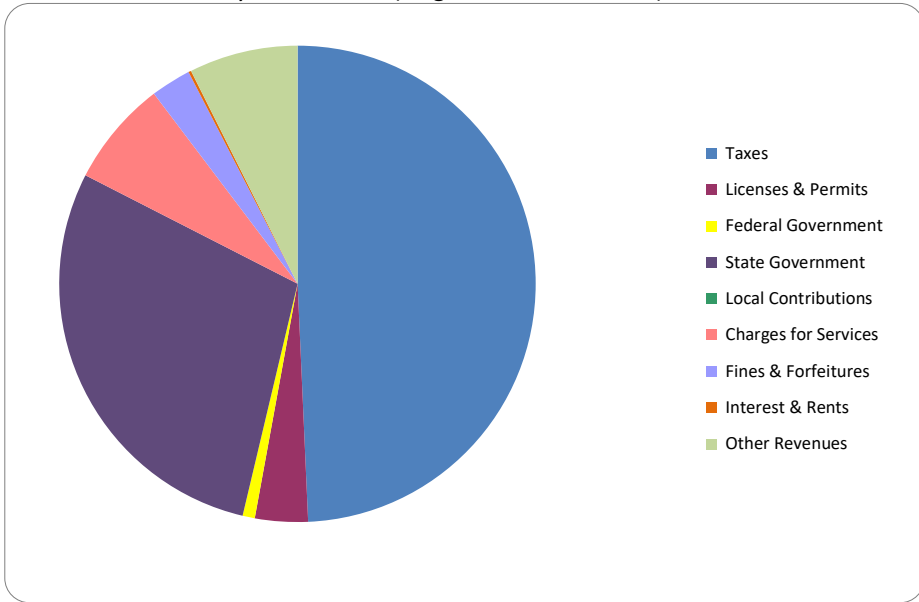


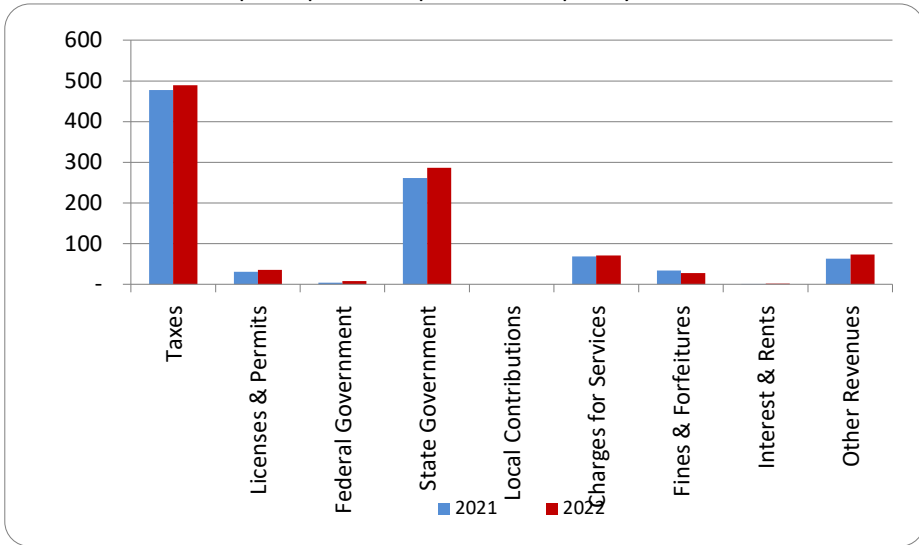
**1. Where our money comes from (all governmental funds)**



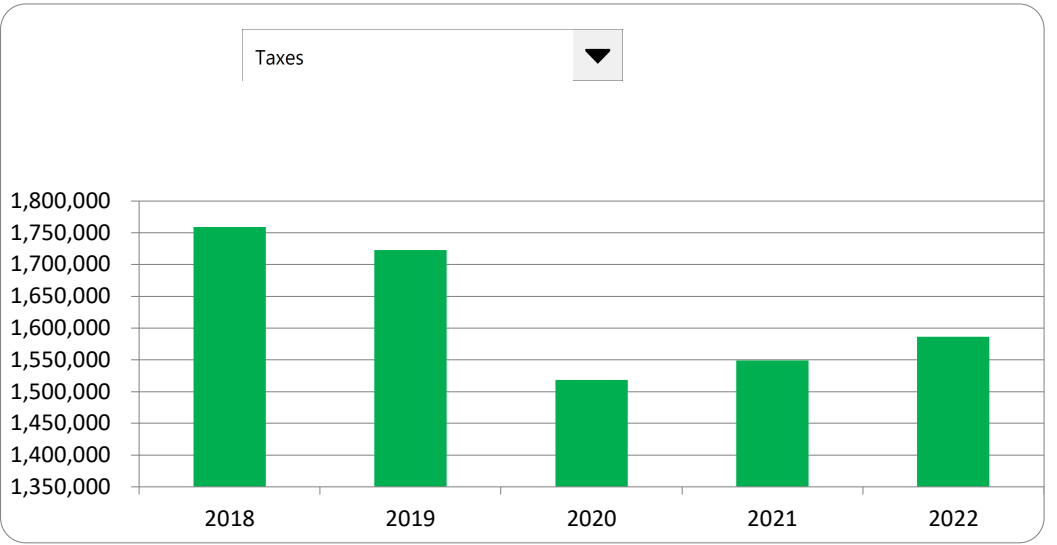
**2. Compared to the prior year**

	<u>2021</u>	<u>2022</u>	<u>% change</u>
Taxes	\$ 1,549,265	\$ 1,586,656	2.41%
Licenses & Permits	101,338	115,013	13.49%
Federal Government	13,116	26,576	102.62%
State Government	847,222	928,297	9.57%
Local Contributions	-	-	N/A
Charges for Services	220,269	230,813	4.79%
Fines & Forfeitures	108,942	87,864	-19.35%
Interest & Rents	3,853	5,900	53.13%
Other Revenues	205,505	237,411	15.53%
<b>Total Revenues</b>	<b>\$ 3,049,510</b>	<b>\$ 3,218,530</b>	<b>5.54%</b>

**3. Revenue sources per capita - compared to the prior year**



**4. Historical trends of individual sources**



**Commentary:**

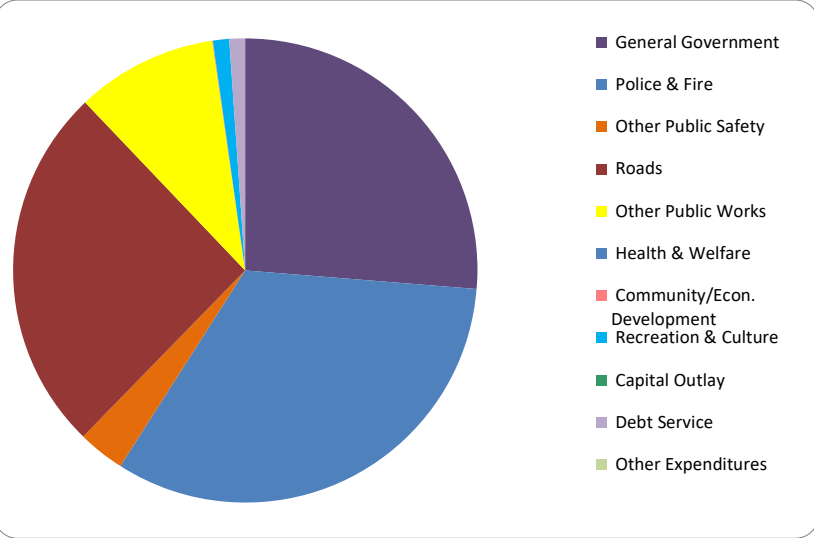
For more information on our unit's finances, contact John Laub at 734-379-9496.

**CITIZEN'S GUIDE TO LOCAL UNIT FINANCES - City of Rockwood (822250)**

**EXPENDITURES**

**1. Where we spend our money (all governmental funds)**

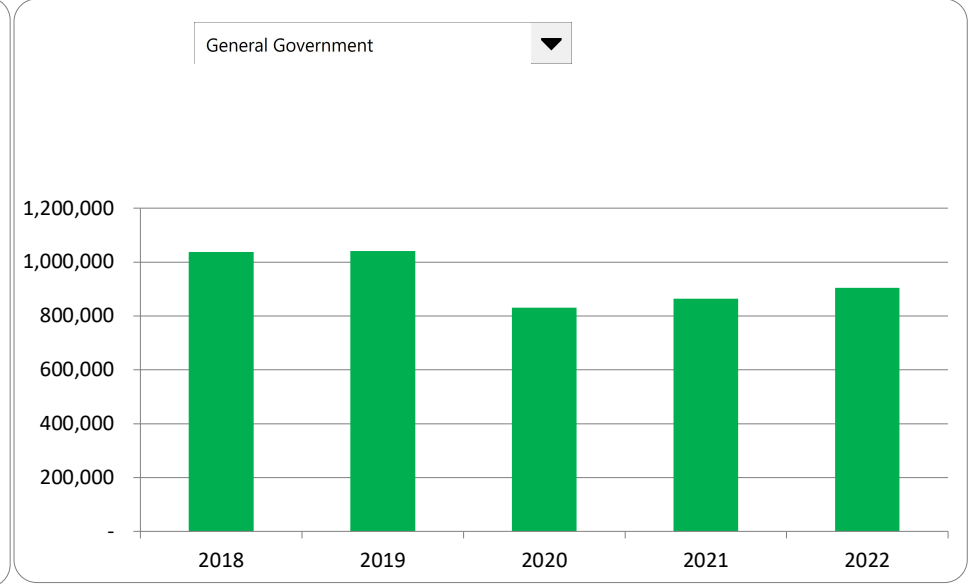
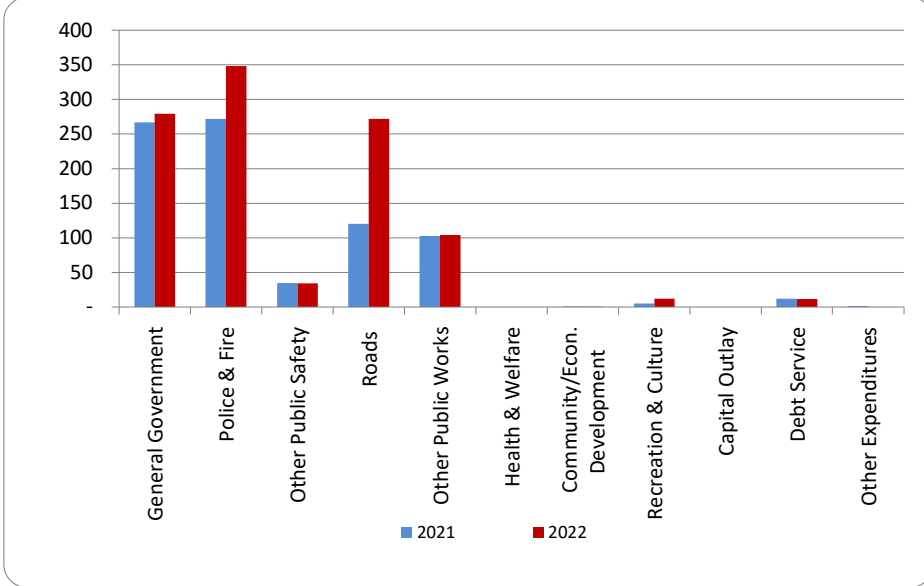
**2. Compared to the prior year**



	<u>2021</u>	<u>2022</u>	<u>% change</u>
General Government	\$ 864,859	\$ 904,304	4.56%
Police & Fire	881,960	1,128,772	27.98%
Other Public Safety	112,671	111,999	-0.60%
Roads	390,777	881,205	125.50%
Other Public Works	332,995	338,248	1.58%
Health & Welfare	-	-	N/A
Community/Econ. Development	3,697	1,593	-56.91%
Recreation & Culture	16,809	39,065	132.41%
Capital Outlay	-	-	N/A
Debt Service	38,775	37,992	-2.02%
Other Expenditures	4,271	-	-100.00%
<b>Total Expenditures</b>	<b>\$ 2,646,814</b>	<b>\$ 3,443,178</b>	<b>30.09%</b>

**3. Spending per capita - compared to the prior year**

**4. Historical trends of individual departments:**



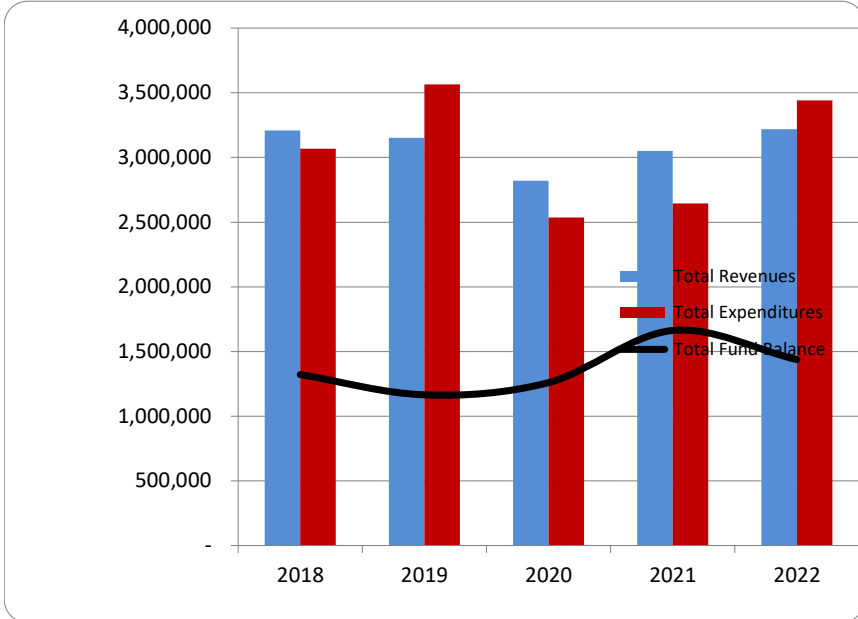
Commentary:

For more information on our unit's finances, contact John Laub at 734-379-9496.

**CITIZEN'S GUIDE TO LOCAL UNIT FINANCES - City of Rockwood (822250)**

**FINANCIAL POSITION**

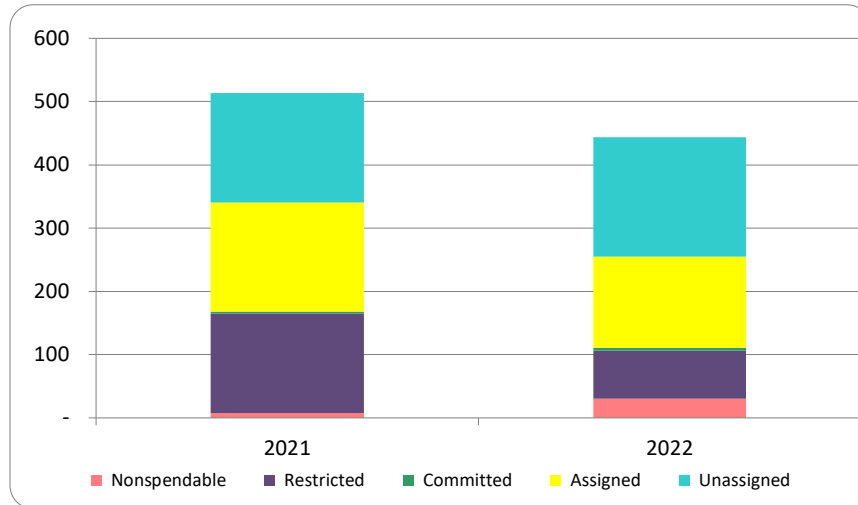
1. How have we managed our governmental fund resources (fund balance)?



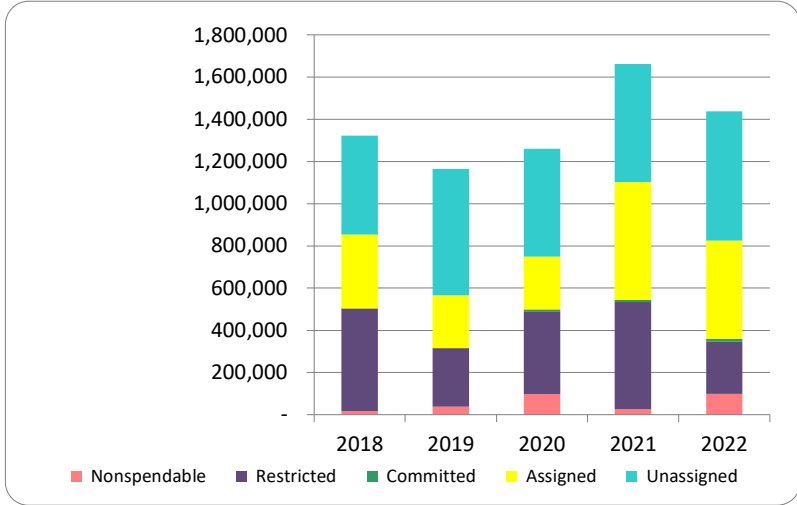
2. Compared to the prior year

	2021	2022	% change
Revenue	3,049,510	3,218,530	5.54%
Expenditures	2,646,814	3,443,178	30.09%
Surplus (shortfall)	402,696	(224,648)	-155.79%
Fund balance, by component:			
Nondisposable	25,936	99,183	282.41%
Restricted	508,314	245,643	-51.67%
Committed	10,442	15,634	49.72%
Assigned	558,740	465,707	-16.65%
Unassigned	559,029	611,646	9.41%
total fund balance	1,662,461	1,437,813	-13.51%

3. Fund balance per capita - compared to the prior year



4. Historical trends of individual components



Commentary:

For more information on our unit's finances, contact John Laub at 734-379-9496.

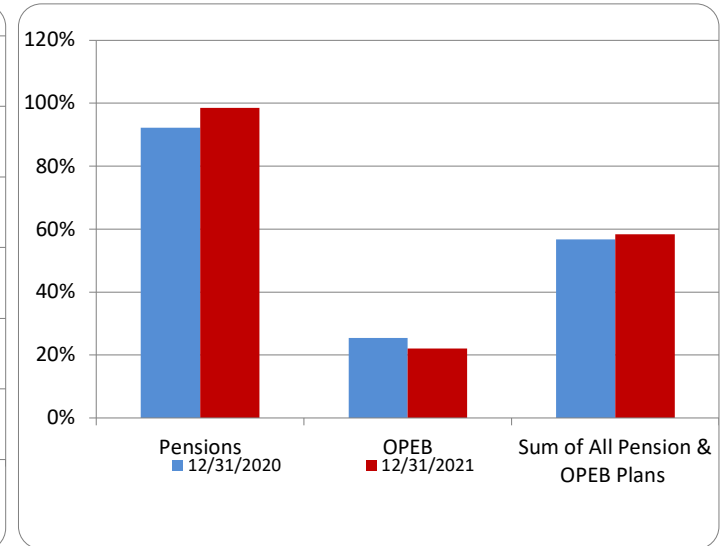
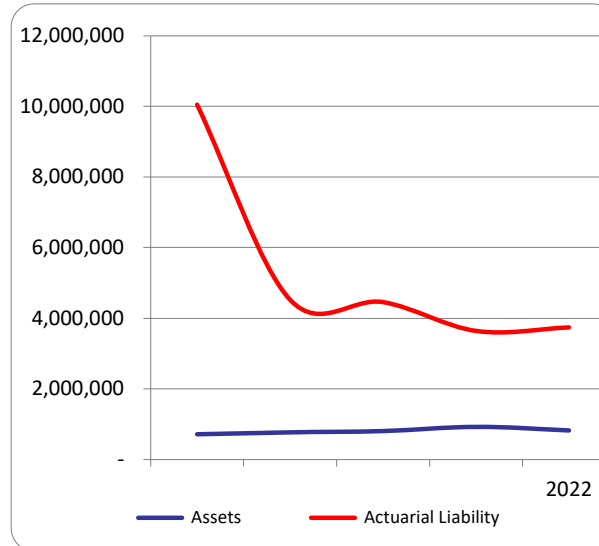
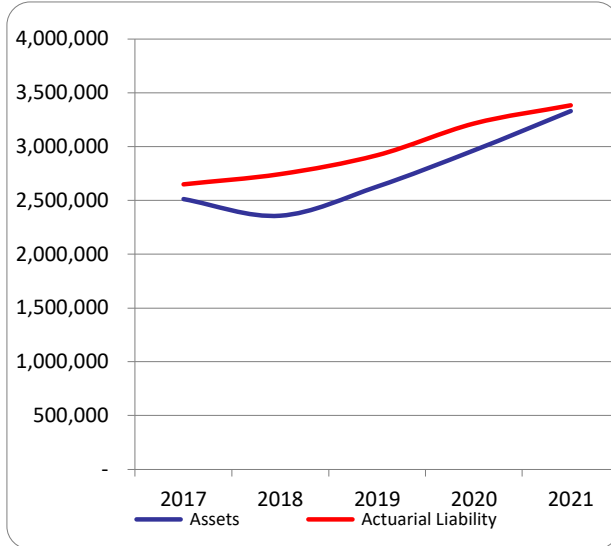
**CITIZEN'S GUIDE TO LOCAL UNIT FINANCES - City of Rockwood (822250)**

**OTHER LONG TERM OBLIGATIONS**

1. Pension funding status

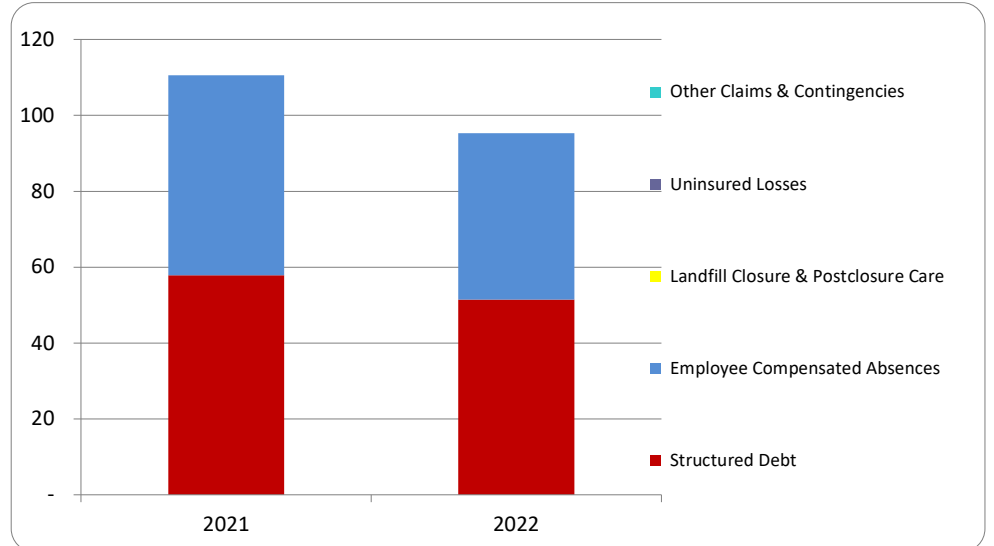
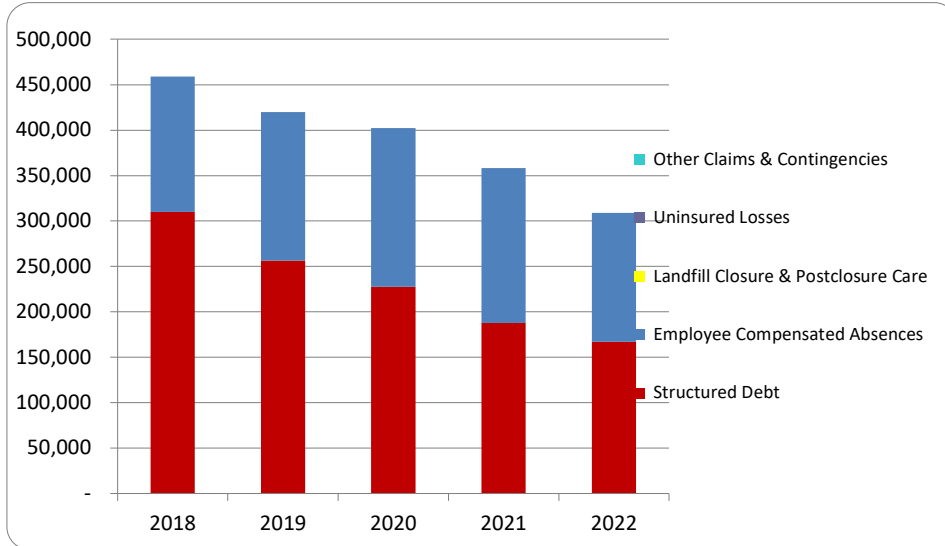
2. Retiree Health care funding status

3. Percent funded - compared to the prior year



4. Long Term Debt obligations:

5. Debt & other long term obligations per capita - compared to the prior year



Commentary: