


Every time residents dump substances like oil or anti-freeze down the storm drain they are polluting our streams. But it's more than that. Storm drain pollution also includes polluted storm water runoff that enters the drain during a rain storm or snow melt. This water picks up pollutants found in fertilizers, pesticides, oil and grease from cars, and bacteria from pet wastes. Remember water that enters storm drains directly discharges into our streams.

How do Residents Contribute to Storm Drain Pollution?

It doesn't mean we have to block our storm drains and not let any water enter them. After all, that's why we have storm drains. What we can do is make some small changes in our daily habits to reduce pollution coming into the river. If everyone makes a few of these changes, it will have a big impact on the River.



Wayne County Department of Environment

To learn more about pollution prevention to our waterways contact our 24-hour hotline at (888) 223-2363.



Our Water. Our Future.



YOU CAN MAKE A DIFFERENCE!

Making *Your* home a river friendly place can help restore our streams.

The Rouge River National Wet Weather Demonstration Project is funded, in part, by the United States Environmental Protection Agency (EPA) Grants #XP995743-01, -02, -03, -04, -05, -06, -07, and C-264000-01.

Our Actions Can Affect the

Tips to Prevent Pollution

RIVER

Maintaining lawns and gardens

Keep fertilizers, pesticides and herbicides off paved surfaces and out of drainage paths. When choosing a fertilizer, select a slow-release formula.

Washing your automobile

Direct polluted wash water away from streets and storm drains. Wash your car on your lawn or better—go to a car wash.

Repairing your Automobile

Repair vehicles only in areas where leaks and spills cannot flow toward storm drains, or better—take it to a mechanic.

Caring for pets and other animals

Clean up animal waste before it rains. Throw it in the trash or flush it down the toilet.

Disconnecting /Redirecting Downspouts

Disconnect downspouts from sewer systems. Direct them into a vegetated area away from building foundations.

Cleaning up spills and leaks

Do not use your hose as a broom. Do not wash or sweep debris, spilled or leaked materials into storm drain.

Managing household hazardous waste

Properly dispose of household hazardous waste and call your local community to find out if they have a collection day. Use non-toxic alternatives when possible.

Installing and repairing plumbing

Connect plumbing in your home to the sanitary sewer only, not to the storm drains.

Installing driveways, walkways and patios

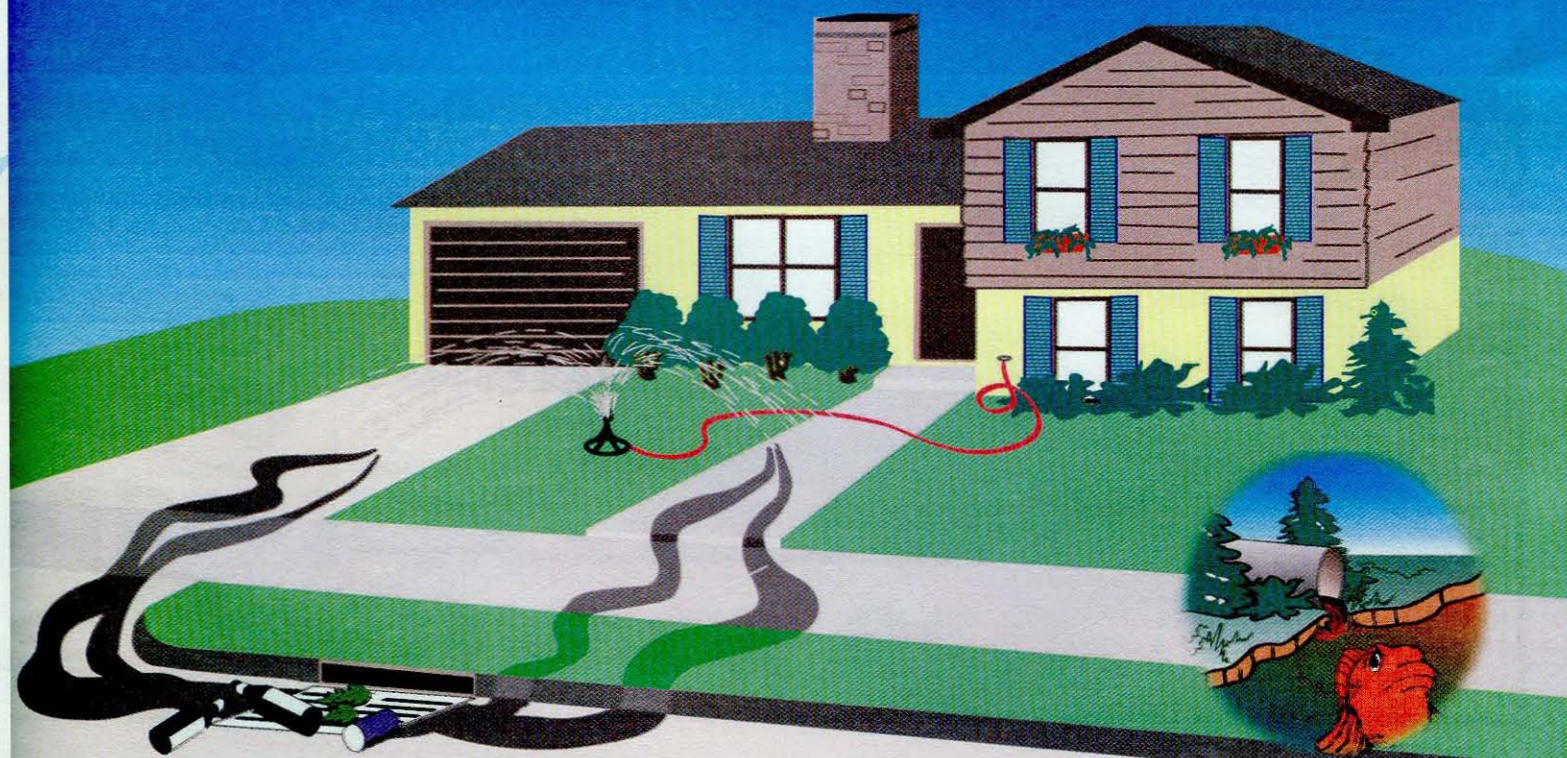
Use paving materials that are porous and/or sloped toward vegetated areas.

Maintaining septic systems


Operate, maintain and clean septic systems properly. Hook up to a sanitary sewer where available.

For more information on preventing pollution to our streams, call the Wayne County Department of Environment 24-hour hotline at (888) 223-2363 or visit our web site at www.rouge-river.com

Storm Drains Aren't Garbage Cans



Use Your Head, You Live in a Watershed!



Major Watersheds in Southeast Michigan

A watershed is all the land area that is drained by a river system.

What watershed do you live in?

- | | | | |
|--------------------------|--------------------|--------------|-------------------------|
| Grand | Shiawassee | Clinton | Belle |
| Anchor Bay | Huron | Rouge | Drains to Detroit River |
| Drains to Lake St. Clair | Raisin | Stoney Creek | Drains to Lake Erie |
| Ecorse Creek | Combined Downriver | | |

